



City of Bowie
15901 Excalibur Road
Bowie, MD 20716
301-809-2339

Permit Application and Checklist for
Residential Driveway Entrance in ROW

This application is intended to be used for modifications to an existing residential driveway entrance on a public street. It may be used for a new entrance only if the construction is limited to construction of the entrance and driveway only. When construction in addition to the driveway is planned (such as construction of a new house), the Development Application must be used.

Applicant Name: _____

Email: _____ **Phone Number:** _____

Project Location: _____

Checklist: Submit With Permit Application

- _____ Application fee \$25
- _____ House location survey or Plot Plan with the driveway and driveway entrance (apron) shown
- _____ Plan must show existing conditions, proposed driveway and apron additions or changes
- _____ Indicate which City standard for driveway entrance to be constructed (see attached details)
 - _____ R-4
 - _____ R-5
 - _____ Exception requested (attach separate written justification and proposed plan)

Permit Issue: Submit After Review

- _____ Permit Fee \$125 (City uses a standard estimate of \$2000 for residential entrances. Permit fee is based on 7.5% of the \$2,000 estimated construction cost less \$25 application fee already paid)
- _____ Performance Bond in the amount of \$2,000 (Bond may be posted in the following forms: cash, Loc, or bond)

NOTE: Separate Building Permit Required for Driveway Construction

Please note that for driveway construction on private property (outside of public right of way), the City of Bowie requires a separate building permit in addition to this Residential Driveway Entrance Permit. This Residential Driveway Entrance Permit is specific to the work in the public right of way which is maintained by the City. The separate Building Permit for driveway construction is specific to the driveway work on private property. That permit may be obtained at Bowie City Hall.

- *Allow five (5) work days for review.
- *Design Review is valid for 6 months from Approval Date.

It is agreed by the undersigned that the proposed construction described shall be carried out in accordance with the provisions of the City of Bowie City Codes, the applicable City and County Design Standards and Standard Specification, and any further conditions specified subject to the inspection and approval of the Director of Public Works. All plans submitted by the applicant and approved by the Department of Public Works in connection with this application are hereby made a part of this application.

Date

Applicant Signature

Type or Print Name

FOR CITY USE ONLY

Permit Specialist:

1. Assign Permit Number _____

Inspector:

- 1. Driveway is least 10 feet wide _____
- 2. Driveway entrance is not in or partially in an intersection or curbfillet _____
- 3. At the property line the driveway shall be at least 25 feet from any adjacent driveway entrance _____
- 4. Driveway entrance is no closer than 7 feet to the next building line _____
- 5. Driveway entrance is no closer than 25 feet to the end of a curbfillet _____
- 6. Lots that are less than 30,000 square feet in size: limited to one (1) entrance per residential lot _____
- 7. Lots that are greater than 30,000 square feet in size: there may be circular driveways with one standard driveway entrance at each end of driveway _____
- 8. Driveway entrances to properties abutting on streets with right-of-way eighty (80) feet in width or greater shall be prohibited unless City Manager issues a permit for driveway upon a finding that access to the property is otherwise unavailable _____

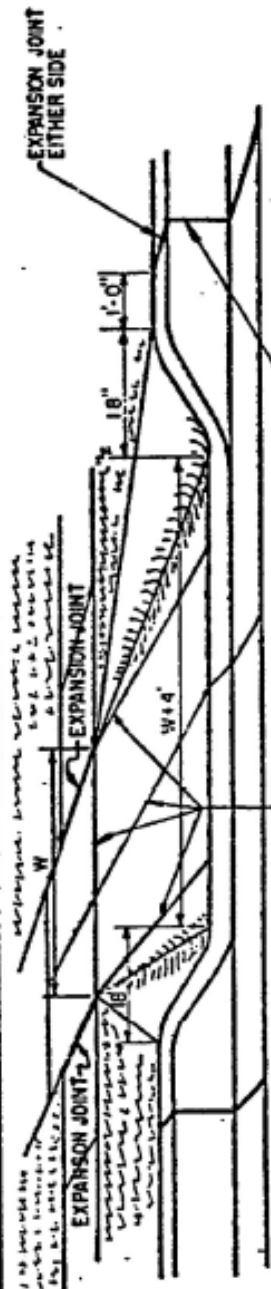
Plan Meets City Requirements YES NO

If no describe discrepancies:

Reviewer Signature/Date: _____

Engineering Superintendent:

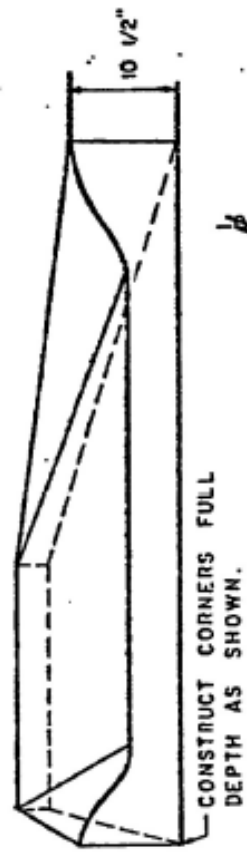
Approved for Permit (Signature/Date): _____



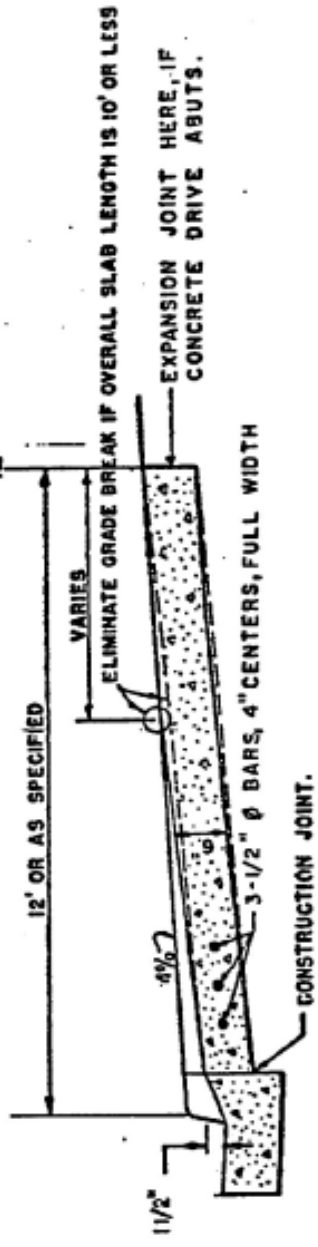
WHERE CURB AND GUTTER IS EXISTING, REMOVE TO NEAREST JOINT BEYOND THIS POINT. IF NEAREST JOINT IS MORE THAN 4' BEYOND, CUT EXISTING CURB TO NEAT LINE.

1/4" CONTRACTION JOINTS

NOTE: FOR STANDARD DRIVEWAYS, W = 10' MINIMUM, 20' MAXIMUM, DRIVEWAY AND CURB CONSTRUCTION SHALL BE CLASS I CONCRETE (AIR-ENTRAINED). ONE EXPANSION JOINT WILL BE REQUIRED AT EACH DRIVEWAY IN THE CURB & GUTTER.



CONSTRUCT CORNERS FULL DEPTH AS SHOWN.



12' OR AS SPECIFIED

VARIABLES

ELIMINATE GRADE BREAK IF OVERALL SLAB LENGTH IS 10' OR LESS

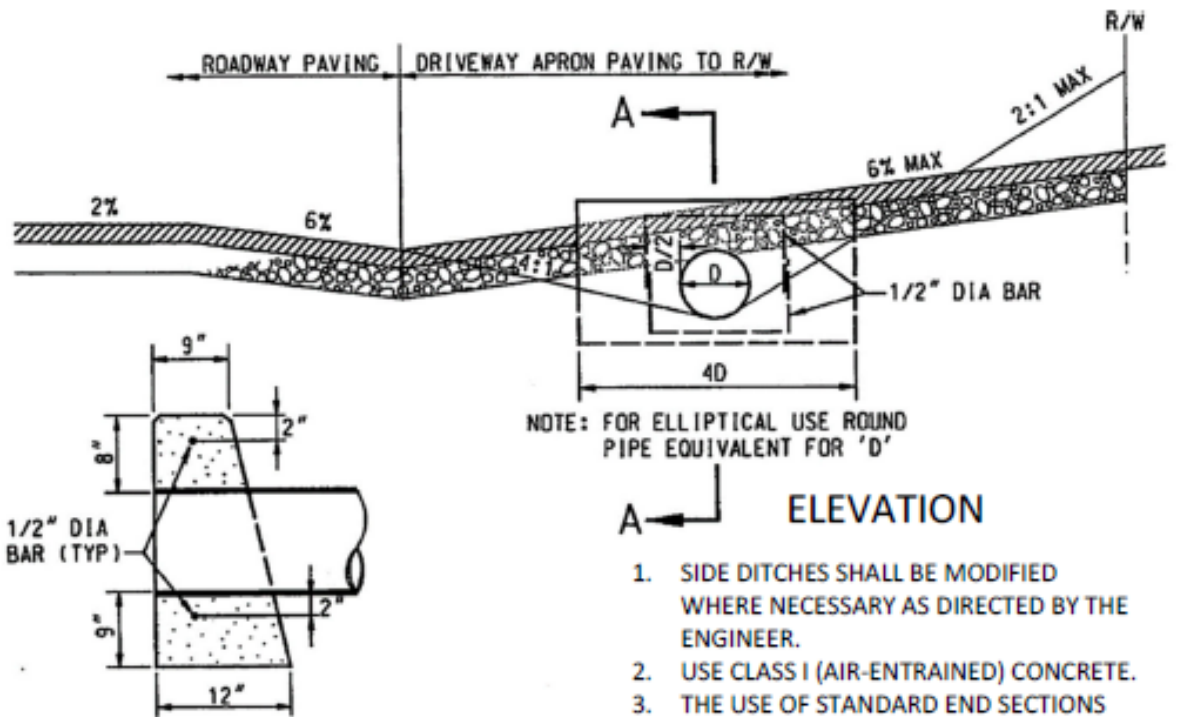
EXPANSION JOINT HERE, IF CONCRETE DRIVE ABUTS.

3-1/2" Ø BARS, 4" CENTERS, FULL WIDTH

CONSTRUCTION JOINT.

TYPICAL CROSS SECTION

REVISED		CITY OF BOWIE		RESIDENTIAL DRIVEWAY	STANDARD
DATE	BY	DEPARTMENT OF PUBLIC WORKS			
		APPROVED		ENTRANCE	R-4
		<i>D. James Henderson</i> CITY MANAGER <i>J.C. Moore</i> 5/9/87 DIRECTOR			



NOTE: FOR ELLIPTICAL USE ROUND PIPE EQUIVALENT FOR 'D'

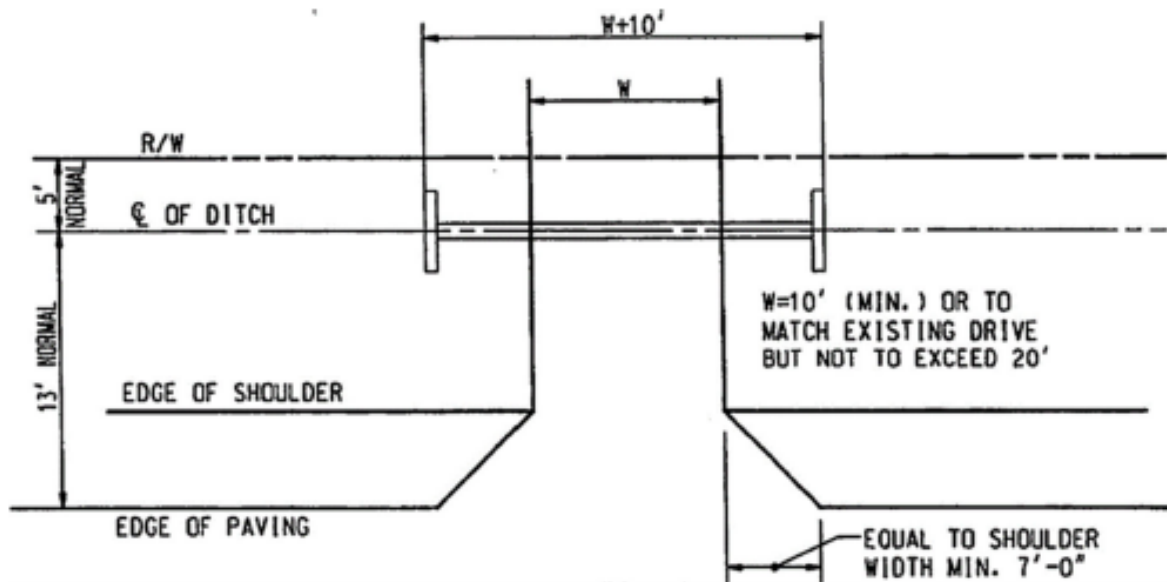
ELEVATION

1. SIDE DITCHES SHALL BE MODIFIED WHERE NECESSARY AS DIRECTED BY THE ENGINEER.
2. USE CLASS I (AIR-ENTRAINED) CONCRETE.
3. THE USE OF STANDARD END SECTIONS INSTEAD OF CONCRETE HEADWALLS IS PERMISSABLE IF SPECIFIED. IF USED, INCREASE SPECIFIED PIPE LENGTH BY 2 FEET.
4. MINIMUM PIPE 12" RCP CL IV
5. MINIMUM COVER ON TOP OF PPE = 12"

SECTION A-A

APRON PAVING SPECIFICATION:

- 4" CR-6
- 3 1/2" BC HOT MIX
- 1 1/2" SN OR SUPERPAVE MSHA - 9.5mm



REVISED	
DATE	BY
10/25/90	VKG
06/24/04	FWA

CITY OF BOWIE
 DEPARTMENT OF PUBLIC WORKS
 APPROVED: *[Signature]*
 DIRECTOR CITY MANAGER

**RURAL DRIVEWAY
 ENTRANCE**

STANDARD
R-5