



PLANT **1** Tree on Us FOR A BEAUTIFUL BOWIE!




TREES:

See The Value of Trees

Planting one tree on your property can make a big difference! Your neighborhood is in need of more trees, and your personal effort to plant one tree can have a positive impact on the environment, your property, and our community.

provide shade & privacy

add beauty & value to your home & neighborhood



provide food, shelter, & habitat for local wildlife

generate oxygen & absorb carbon dioxide

Plant the Right Tree in the Right Place



Planting and caring for one tree does not take much effort when you plant the Right Tree in the Right Place! There are a variety of trees to choose from, and you can find the one that will best fit your home and maintenance needs.

- 1) **Review the Tree Selection Chart** on the reverse side and choose a tree.
- 2) **Walk your property** to identify an appropriate location for your preferred species.*
- 3) Read more at www.cityofbowie.org/POTOU and **complete a tree reservation form**.
- 4) **Sign and return** the homeowner agreement.
- 5) **Place the marking flag** in your yard and ensure there is access to the area.
- 6) Provide maintenance such as **watering and pruning** as needed to your young tree.

**Contact MISS Utility to ensure your preferred location will not interfere with infrastructure at 800-257-7777.*

ENJOY YOUR NEW TREE!




Tree Selection Chart >>>>

Tree Selection Chart

This will help you find the right tree for your yard

This chart highlights key characteristics of trees available under the Plant One Tree on Us program. All of these trees are native and, once established, will require minimal maintenance. Additional information is available by searching for the tree online.


These ornamental species can often be planted adjacent to utility lines.



American Dogwood



Eastern Redbud



Downy Serviceberry



River Birch




American Elm



White Oak



Swamp White Oak



Willow Oak



American Sweetgum



Black Tupelo or Gum



American Red Maple

Tree Name (may vary)	Height	Width	Privacy & Shade	Drought Tolerant	Growth Rate	Roots
■ American Flowering Dogwood (Cherokee Princess cultivar preferred)	< 30ft	<25ft	Low	No	Slow	Shallow
■ Eastern Redbud (Forest Pansy, Merlot, Rising Sun cultivars ok)	< 30ft	25-40ft	Low	No	Medium	Medium-Deep
■ Downy Serviceberry (prefers shade)	< 30ft	25-40ft	Low	No	Medium	Medium-Deep
River Birch (Heritage Cultivar preferred)	>30ft	>40ft	High	No	Medium-Fast	Shallow
American Elm (only Princeton & Valley Forge cultivars)	>30ft	>40ft	Low	No	Fast	Shallow
White Oak	>30ft	>40ft	High	Yes	Slow	Medium-Deep
Swamp White Oak	>30ft	>40ft	High	Yes	Medium-Fast	Shallow-Medium
Willow Oak	>30ft	>40ft	High	No	Medium	Shallow
American Sweetgum (rotundaloba, a fruitless variety, is allowed)	>30ft	>40ft	High	Yes	Medium-Fast	Shallow
Black Tupelo or Gum (Wildfire, Red Rage and Green Gables cultivars preferred)	>30ft	25-40ft	High	No	Slow-Medium	Medium-Deep
American Red Maple (October Glory, Autumn Blaze cultivars okay)	>30ft	>40ft	High	Yes	Medium-Fast	Shallow

Privacy & Shade: Low (low-density tree coverage), High (high-density tree coverage).

Drought Tolerance: Yes (some drought tolerance), No (needs summer watering).

Growth Rate: Slow (less than 12 inches/year), Medium (12 to 24 inches/year), Fast (over 24 inches/year).

Roots: Shallow (keep away from sidewalks/buildings), Medium to Deep (can be closer to sidewalks/buildings).



We thank the Chesapeake Bay Trust for supporting the City's urban greening efforts

Contact Information

Tiffany Wright, Watershed Manager

301-809-3043

twright@cityofbowie.org